

How Do I Use The Message Boards?

Frequently Asked Questions

- I don't like the handle (name I call myself) I selected. Can I change it?

Go to MY HOME PAGE and select My Account in red at the top of the page. Then choose Change Your Personal Information from the drop down menu. Your Message Board Handle is listed here and you can change it to any name that is not being currently used on the message board.

- I'd like to make a change to one of my posts. How do I do that?

Go back to the MESSAGE BOARDS and read your post. You will notice the word EDIT in blue to the right before REPLY. Only the person who made the post will be able to edit it.

- Are the posts monitored? Or ever removed?

Yes, we have several administrators who monitor every post.

We try to allow for divergent opinions and open discussion, but we do occasionally remove posts that are defamatory in nature or are otherwise in poor taste. We reserve the right to remove any post for any reason in monitoring the site.

We do also remove posts which belong in the classified ad section. According to our policy, items for sale, etc., should be in the advertising section rather than in message board discussions.

- I think a comment on the message board is defamatory and inappropriate. Who do I contact?

Posts are immediately visible when they are made and our staff of administrators are always watching for inappropriate posts. We generally catch and remove any posts which are inappropriate. If you feel a post has been approved that you think should not have been, you are welcome to contact us at boards@walkinghorsereport.com.

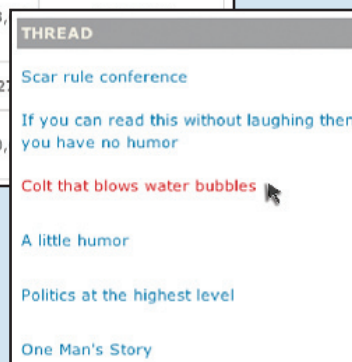
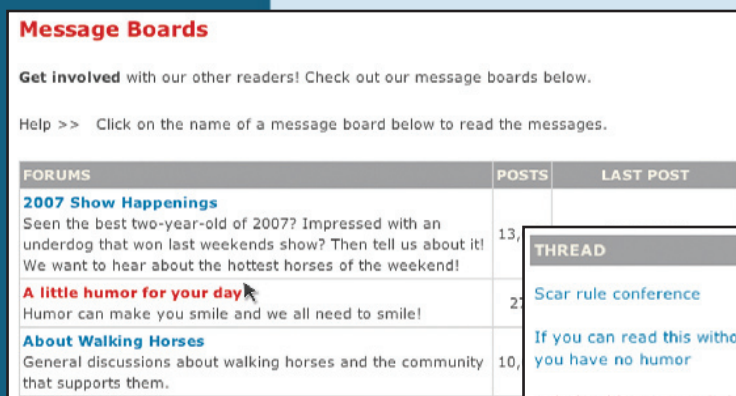
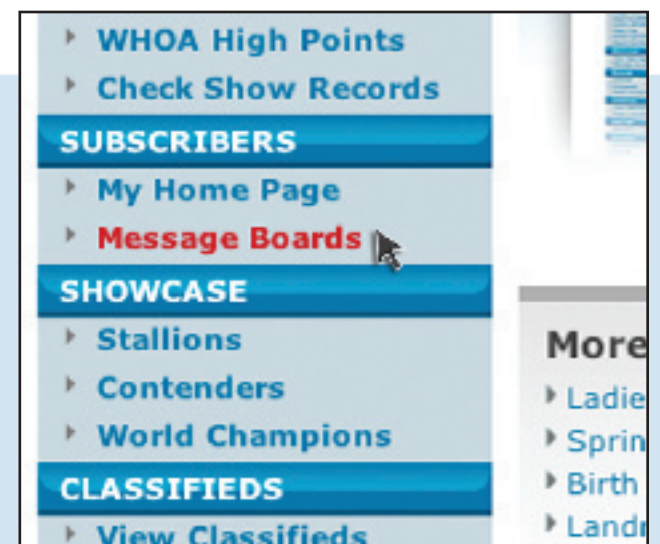
What I can learn...

- How to start a new thread on an interesting topic of discussion.
- How to respond to a comment on the message boards.

Where do I start?

In the left hand column, choose MESSAGE BOARDS.

To read any forum, simply click on the name of the forum you'd like to see. This will bring you a list of individual threads in order from the date of the most recent post to that thread. Click on the thread you would like to read and see the posts that have been made to that thread so far.



Note some threads have many pages of posts.

If you would like to respond to a post, simply click reply and your post will be added to the end of the list. Please note that if you are replying to a post that is earlier in the thread, it may help to include the handle (name) of the post that you are responding to.

If you'd like to make a change to a post you have made, simply go to that post and select edit. Only the person who made the post can edit it.

If you'd like to start a new line of discussion, a THREAD, then go back to the Message Board Home and select the

forum you'd like your thread to appear in. Then select NEW THREAD just under Search the Boards. You can then name the thread and make your first post to it.

When you make a post, you can also select the box at the bottom that sends you an email everytime someone posts to a thread you have also posted to.

Another way to keep up with the message board threads is to visit My Home Page. Here any message board threads you have posted to will appear so that you can access them quickly.

